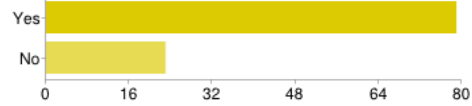


People may select more than one checkbox, so percentages may add up to more than 100%.

I am a registered voter in the City of Sapulpa, Oklahoma



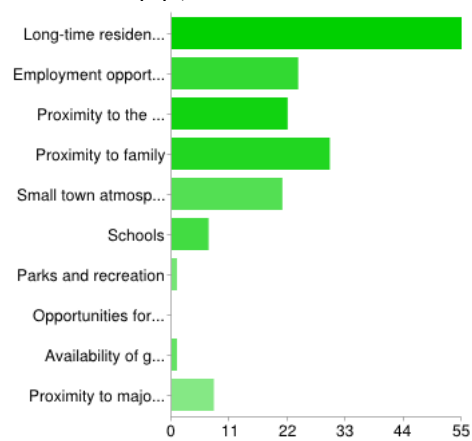
Yes	79	77%
No	23	23%

People may select more than one checkbox, so percentages may add up to more than 100%.

OPINION OF SAPULPA, OKLAHOMA

Please share your opinion of Sapulpa's image.

I moved to the Sapulpa, Oklahoma area because:

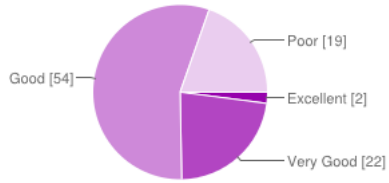


Long-time resident or grew up here	55	57%
Employment opportunities	24	25%
Proximity to the Tulsa Metro Area	22	23%
Proximity to family	30	31%
Small town atmosphere	21	22%
Schools	7	7%
Parks and recreation	1	1%
Opportunities for entertainment	0	0%
Availability of goods and services	1	1%
Proximity to major highways	8	8%

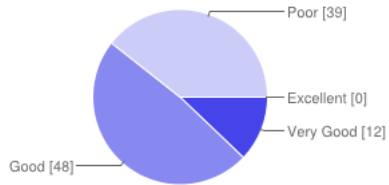
People may select more than one checkbox, so percentages may add up to more than 100%.

I think the image of the City of Sapulpa to Sapulpa residents is:

Excellent	2	2%
Very Good	22	21%
Good	54	51%
Poor	19	18%



I think the image of the City of Sapulpa to people that do not live in Sapulpa is:

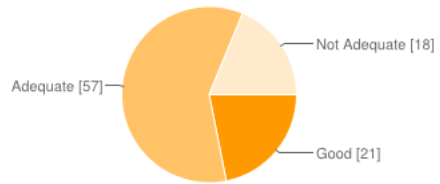


Excellent	0	0%
Very Good	12	11%
Good	48	45%
Poor	39	37%

HOUSING

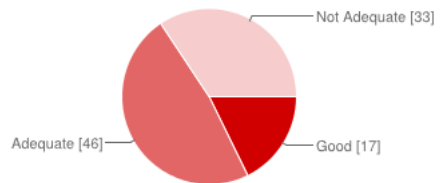
Please select the rating that best describes the following items:

The availability of a variety of housing for SALE is:



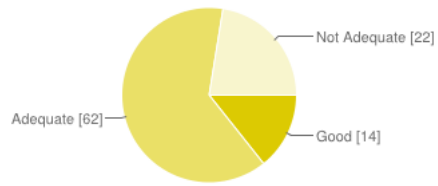
Good	21	20%
Adequate	57	54%
Not Adequate	18	17%

The availability of a variety of RENTAL housing (single-family, duplexes, apartments, condominiums) is:



Good	17	16%
Adequate	46	43%
Not Adequate	33	31%

The overall condition of housing in Sapulpa, Oklahoma is:



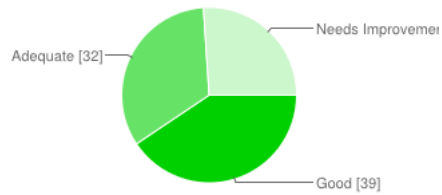
Good
Adequate
Not Adequate

14	13%
62	58%
22	21%

CURRENT CONDITIONS

Please tell us your opinion of the general condition of Sapulpa, Oklahoma. We will ask your general opinion on key areas, then we will ask you to rate them in order of importance.

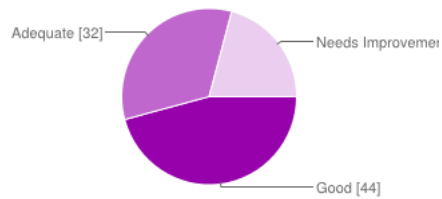
The quality of life in Sapulpa, Oklahoma is:



Good
Adequate
Needs Improvement

39	37%
32	30%
25	24%

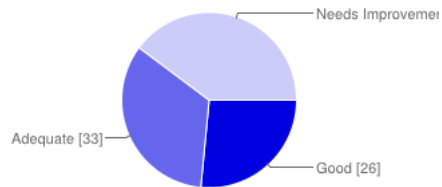
The appearance of the Sapulpa Central Business District is:



Good
Adequate
Needs Improvement

44	42%
32	30%
20	19%

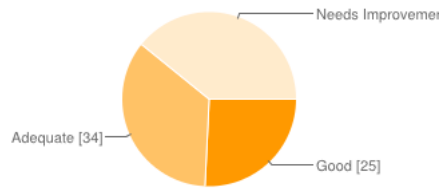
The appearance of Sapulpa's business areas outside of the Central Business District is:



Good
Adequate
Needs Improvement

26	25%
33	31%
39	37%

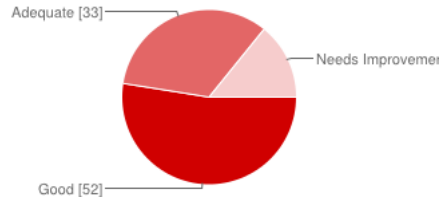
The appearance of Sapulpa's residential areas is:



Good
Adequate
Needs Improvement

25 24%
34 32%
38 36%

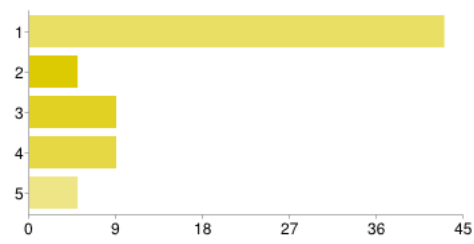
The appearance and availability of Sapulpa's parks is:



Good
Adequate
Needs Improvement

52 49%
33 31%
14 13%

Please rate the following areas: - The quality of life in Sapulpa.

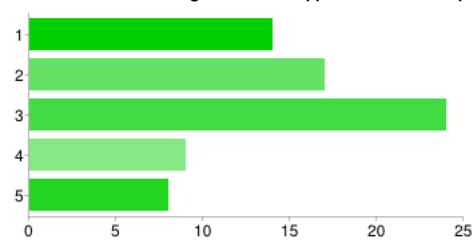


1
2
3
4
5

43
5
9
9
5

41%
5%
8%
8%
5%

Please rate the following areas: - The appearance of the Sapulpa Central Business District.



1
2
3
4
5

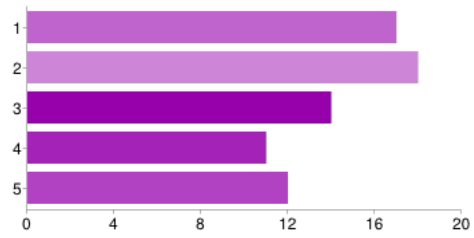
14
17
24
9
8

13%
16%
23%
8%
8%

Please rate the following areas: - The appearance of Sapulpa's business areas outside of the Central Business District

1 17 16%

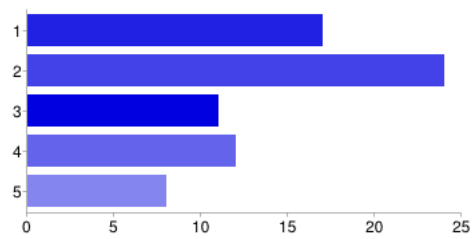
16%



2
3
4
5

18
14
11
12
17%

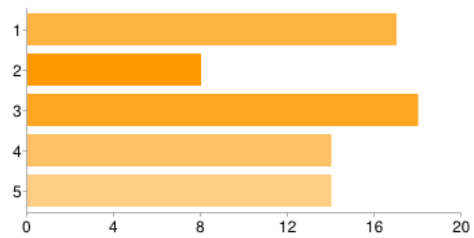
Please rate the following areas: - The appearance of Sapulpa's residential area.



1
2
3
4
5

17
24
11
12
8
16%
23%
10%
11%
8%

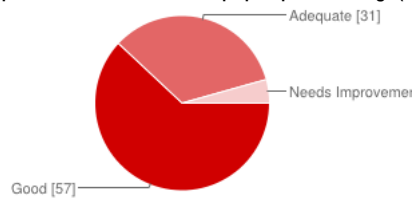
Please rate the following areas: - The appearance and availability of Sapulpa's parks.



1
2
3
4
5

17
8
18
14
14
16%
8%
17%
13%
13%

The appearance and condition of Sapulpa's public buildings (Library, City Hall, County Courthouse) is:



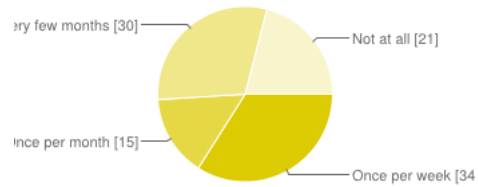
Adequate [31]
Good
Adequate
Needs Improvement

57
31
4
54%
29%
4%

ECONOMIC DEVELOPMENT

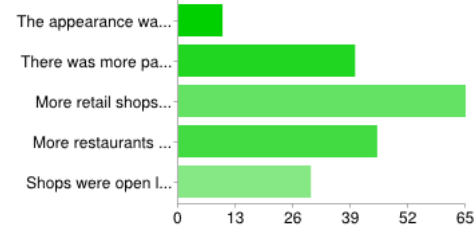
Please answer the following questions regarding the Central Business District and employment in Sapulpa, Oklahoma. The Central Business District or Downtown- Is generally situated east of Main Street/SH 97 along Dewey Street/Route 66 for approximately six blocks and for two blocks north and south of Dewey Street/Route 66.

How often do you shop in the Sapulpa Central Business District?



Once per week	34	32%
Once per month	15	14%
Once every few months	30	28%
Not at all	21	20%

I would shop more often in Sapulpa's Central Business District if:



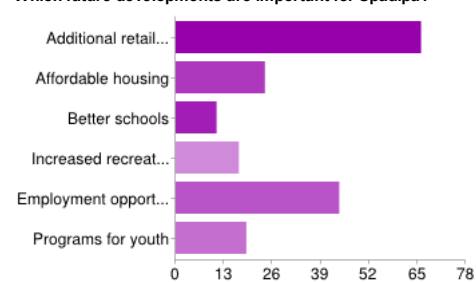
The appearance was improved.	10	10%
There was more parking.	40	42%
More retail shops were available.	65	68%
More restaurants were available.	45	47%
Shops were open later during the week and on weekends.	30	31%

People may select more than one checkbox, so percentages may add up to more than 100%.

I WOULD NOT shop more often in the Sapulpa Business District because:

test too touristy just cater to people driving thru They're all second hand and junk stores. There needs to be more variety and something other than a lame mexican restaurant shop appearance Sales tax

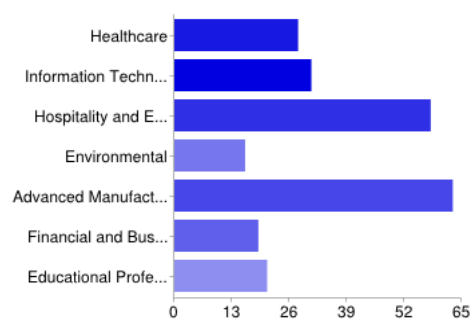
Which future developments are important for Spaulpa?



Additional retail selections	66	67%
Affordable housing	24	24%
Better schools	11	11%
Increased recreational activities	17	17%
Employment opportunities	44	44%
Programs for youth	19	19%

People may select more than one checkbox, so percentages may add up to more than 100%.

The kinds of jobs Sapulpa should attract as a part of its economic development program are:



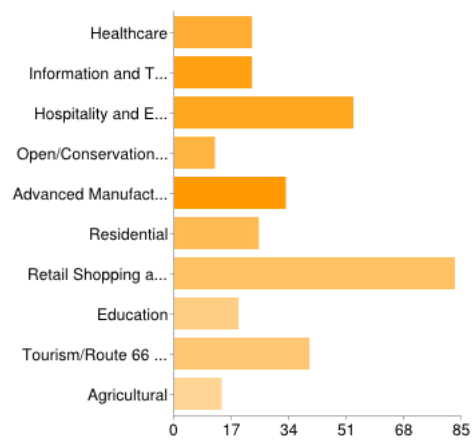
Industry Sector	Count	Percentage
Healthcare	28	28%
Information Technology	31	31%
Hospitality and Entertainment	58	59%
Environmental	16	16%
Advanced Manufacturing and Industrial	63	64%
Financial and Business Services	19	19%
Educational Professionals (teachers, instructors, etc.)	21	21%

People may select more than one checkbox, so percentages may add up to more than 100%.

PUBLIC/PRIVATE IMPROVEMENTS

Please answer the following questions about development in our area.

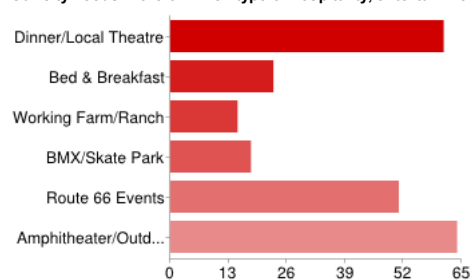
Our city needs more of which type of development:



Development Type	Count	Percentage
Healthcare	23	23%
Information and Telecommunications	23	23%
Hospitality and Entertainment	53	54%
Open/Conservation Space	12	12%
Advanced Manufacturing and Industrial	33	33%
Residential	25	25%
Retail Shopping and Restaurants	83	84%
Education	19	19%
Tourism/Route 66 Emphasis	40	40%
Agricultural	14	14%

People may select more than one checkbox, so percentages may add up to more than 100%.

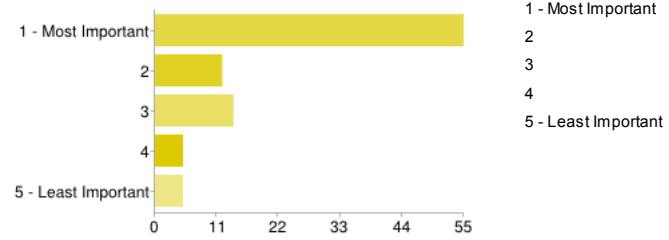
Our city needs more of which type of hospitality, entertainment, and tourism activities:



Activity	Count	Percentage
Dinner/Local Theatre	61	62%
Bed & Breakfast	23	23%
Working Farm/Ranch	15	15%
BMX/Skate Park	18	18%
Route 66 Events	51	52%
Amphitheater/Outdoor Concerts and Events	64	65%

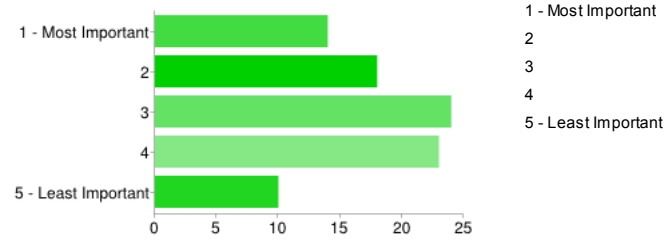
People may select more than one checkbox, so percentages may add up to more than 100%.

Our city's greatest public improvement needs are: - Streets and Roads Conditions



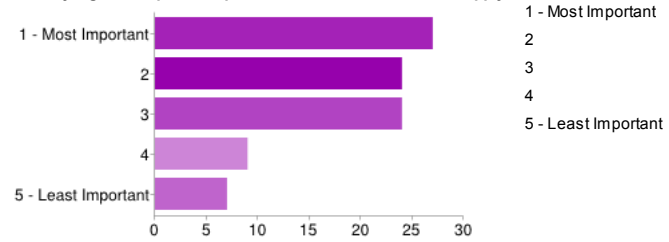
1 - Most Important	55	52%
2	12	11%
3	14	13%
4	5	5%
5 - Least Important	5	5%

Our city's greatest public improvement needs are: - Drainage and Flooding



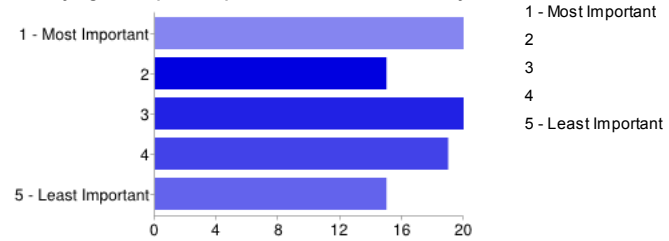
1 - Most Important	14	13%
2	18	17%
3	24	23%
4	23	22%
5 - Least Important	10	9%

Our city's greatest public improvement needs are: - Water Supply



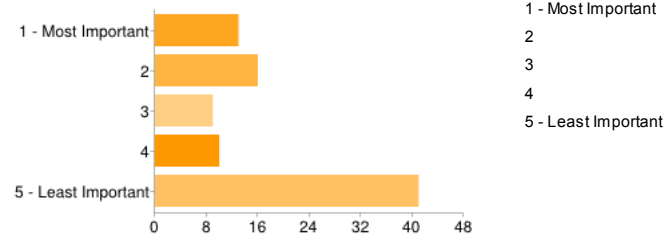
1 - Most Important	27	25%
2	24	23%
3	24	23%
4	9	8%
5 - Least Important	7	7%

Our city's greatest public improvement needs are: - Sanitary Sewer



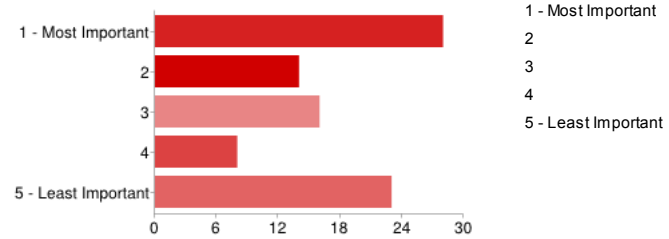
1 - Most Important	20	19%
2	15	14%
3	20	19%
4	19	18%
5 - Least Important	15	14%

Our city's greatest public improvement needs are: - Parks and Recreation



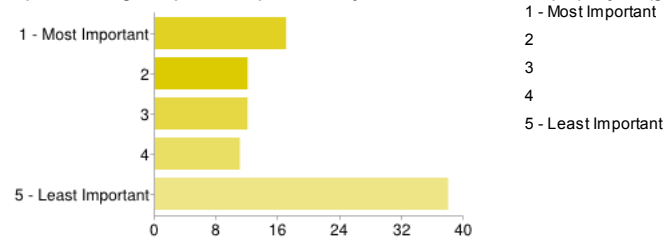
1 - Most Important	13	12%
2	16	15%
3	9	8%
4	10	9%
5 - Least Important	41	39%

If public funding is required to improve our city, it should come from: - A dedicated sales tax



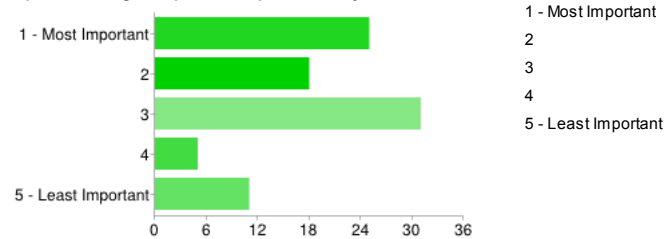
1 - Most Important	28	26%
2	14	13%
3	16	15%
4	8	8%
5 - Least Important	23	22%

If public funding is required to improve our city, it should come from: - A property tax (general obligation bond issue)



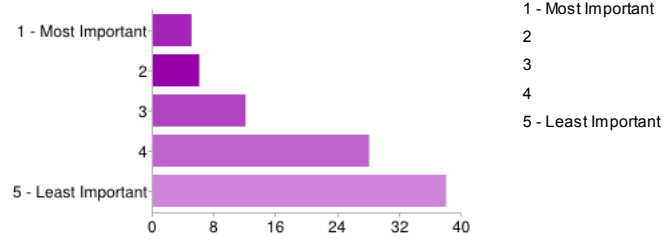
1 - Most Important	17	16%
2	12	11%
3	12	11%
4	11	10%
5 - Least Important	38	36%

If public funding is required to improve our city, it should come from: - A revenue bond issue



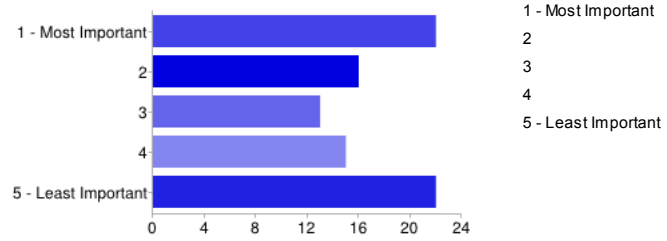
1 - Most Important	25	24%
2	18	17%
3	31	29%
4	5	5%
5 - Least Important	11	10%

If public funding is required to improve our city, it should come from: - A surcharge on utilities



1 - Most Important	5	5%
2	6	6%
3	12	11%
4	28	26%
5 - Least Important	38	36%

If public funding is required to improve our city, it should come from: - Development fees

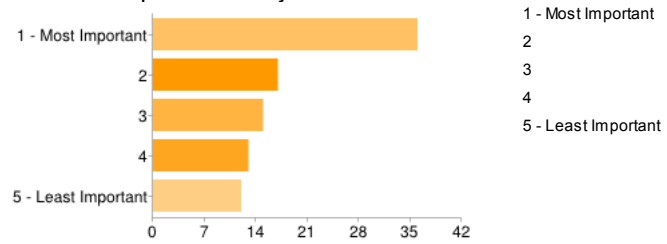


1 - Most Important	22	21%
2	16	15%
3	13	12%
4	15	14%
5 - Least Important	22	21%

SIDEWALKS and TRAILS

Please answer the following to reflect your need or interest in bicycle/pedestrian facilities.

Sidewalks are important on: - Dewey Street

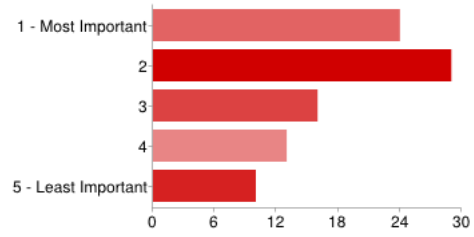


1 - Most Important	36	34%
2	17	16%
3	15	14%
4	13	12%
5 - Least Important	12	11%

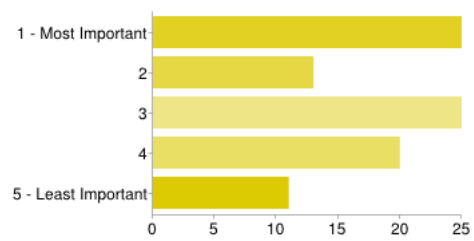
Sidewalks are important on: - Main Street

1 - Most Important	24	23%
2	29	27%
3	16	15%
4	13	12%
5 - Least Important	10	9%

1 - Most Important	24	23%
2	29	27%
3	16	15%
4	13	12%
5 - Least Important	10	9%

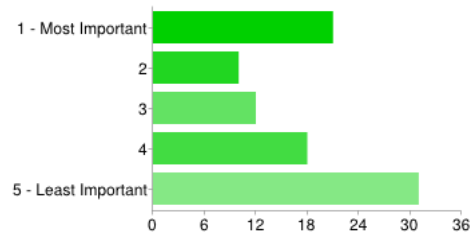


Sidewalks are important on: - Mission Street



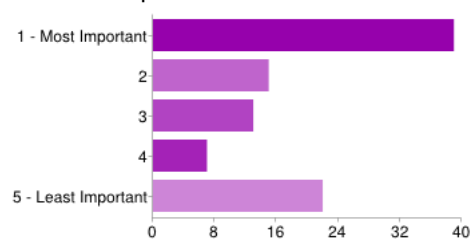
1 - Most Important	25	24%
2	13	12%
3	25	24%
4	20	19%
5 - Least Important	11	10%

Sidewalks are important on: - Taft/SH-117



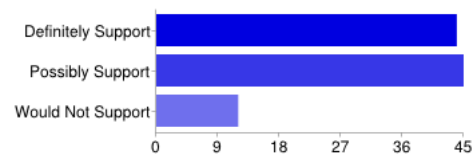
1 - Most Important	21	20%
2	10	9%
3	12	11%
4	18	17%
5 - Least Important	31	29%

Sidewalks are important on: - Residential Streets



1 - Most Important	39	37%
2	15	14%
3	13	12%
4	7	7%
5 - Least Important	22	21%

A system of city-wide trails for pedestrians and bicycles (on- and off-street) is something I would:



Definitely Support
Possibly Support
Would Not Support

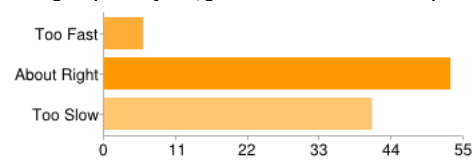
44 44%
45 45%
12 12%

People may select more than one checkbox, so percentages may add up to more than 100%.

RATE OF GROWTH

Please answer the following questions related to the community's growth.

During the past 10 years, growth in RESIDENTIAL development has been:

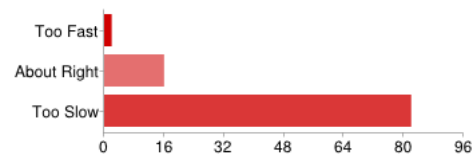


Too Fast
About Right
Too Slow

6 6%
53 54%
41 41%

People may select more than one checkbox, so percentages may add up to more than 100%.

During the past 10 years, growth in RETAIL/RESTAURANT development has been:

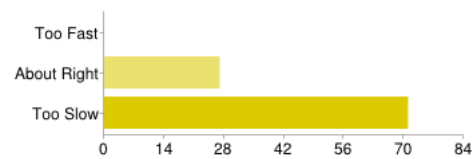


Too Fast
About Right
Too Slow

2 2%
16 16%
82 82%

People may select more than one checkbox, so percentages may add up to more than 100%.

During the past 10 years, growth in COMMERCIAL development has been:



Too Fast
About Right
Too Slow

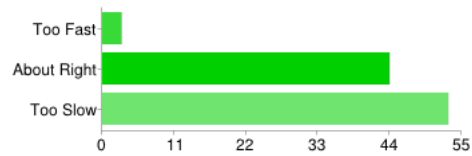
0 0%
27 28%
71 72%

People may select more than one checkbox, so percentages may add up to more than 100%.

During the past 10 years, growth in INDUSTRIAL development has been:

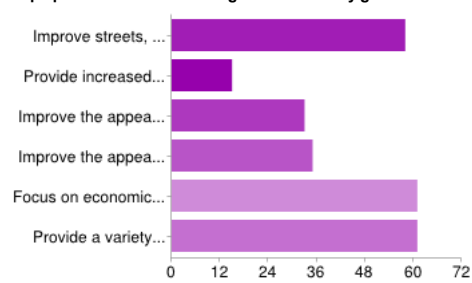
Too Fast
About Right
Too Slow

3 3%
44 44%
53 54%



People may select more than one checkbox, so percentages may add up to more than 100%.

Sapulpa must do the following to successfully grow and develop.



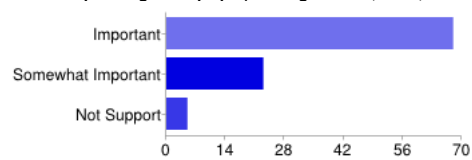
Improve streets, roads, and traffic.	58	59%
Provide increased educational opportunities.	15	15%
Improve the appearance of commercial areas.	33	34%
Improve the appearance of residential areas.	35	36%
Focus on economic growth and entertainment. (Route 66 emphasis)	61	62%
Provide a variety of employment opportunities.	61	62%

People may select more than one checkbox, so percentages may add up to more than 100%.

COMMUNITY PLANNING

Please answer the following questions related to the importance and scope of community planning.

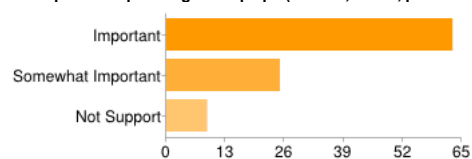
Land use planning for Sapulpa (housing location, retail, business, schools, parks, etc.) is:



Important	68	71%
Somewhat Important	23	24%
Not Support	5	5%

People may select more than one checkbox, so percentages may add up to more than 100%.

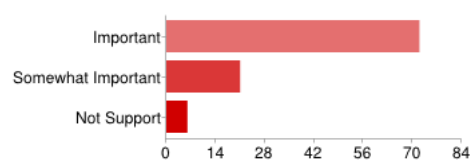
Transportation planning for Sapulpa (streets, roads, pedestrian and bikeways, and transit) is:



Important	63	65%
Somewhat Important	25	26%
Not Support	9	9%

People may select more than one checkbox, so percentages may add up to more than 100%.

Public utility planning for Sapulpa (water, sanitary sewer, electric, and drainage) is:

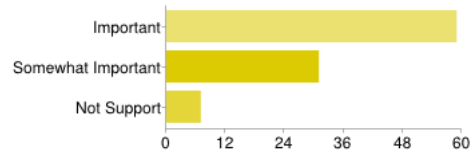


Important
Somewhat Important
Not Support

People may select more than one checkbox, so percentages may add up to more than 100%.

72	73%
21	21%
6	6%

Environmental planning for Sapulpa (recycling, solid waste management, air quality, water quality and stormwater management) is:

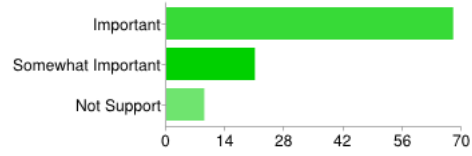


Important
Somewhat Important
Not Support

People may select more than one checkbox, so percentages may add up to more than 100%.

59	61%
31	32%
7	7%

Community Development for Sapulpa (housing, education, neighborhood participation, grants) is:

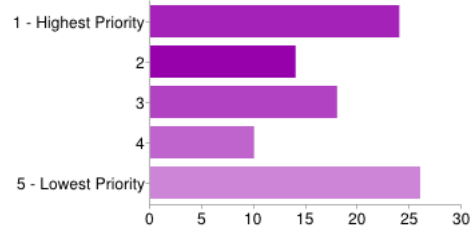


Important
Somewhat Important
Not Support

People may select more than one checkbox, so percentages may add up to more than 100%.

68	69%
21	21%
9	9%

Please rank the following environmental issues based on their importance to Sapulpa's future planning, growth and development - Recycling



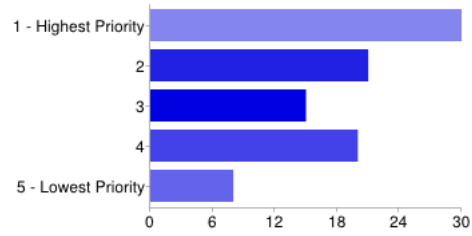
1 - Highest Priority
2
3
4
5 - Lowest Priority

24	23%
14	13%
18	17%
10	9%
26	25%

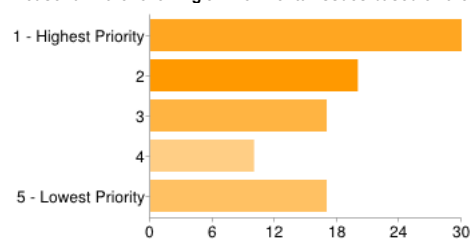
Please rank the following environmental issues based on their importance to Sapulpa's future planning, growth and development - Solid Waste Management

1 - Highest Priority
2
3
4
5 - Lowest Priority

30	28%
21	20%
15	14%
20	19%
8	8%



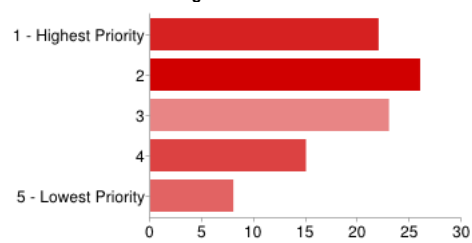
Please rank the following environmental issues based on their importance to Sapulpa's future planning, growth and development - Air Quality



1 - Highest Priority
2
3
4
5 - Lowest Priority

30	28%
20	19%
17	16%
10	9%
7	6%

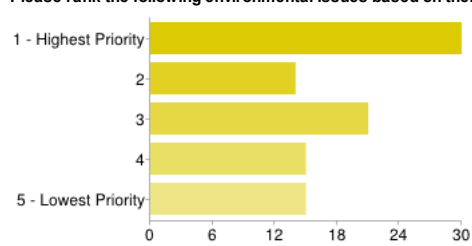
Please rank the following environmental issues based on their importance to Sapulpa's future planning, growth and development - Stormwater (Water Quality)



1 - Highest Priority
2
3
4
5 - Lowest Priority

22	21%
26	25%
23	22%
15	14%
8	8%

Please rank the following environmental issues based on their importance to Sapulpa's future planning, growth and development - Floodplain Management



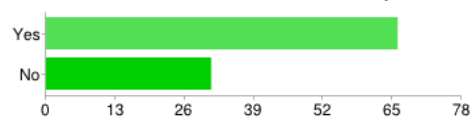
1 - Highest Priority
2
3
4
5 - Lowest Priority

30	28%
14	13%
21	20%
15	14%
15	14%

TRANSPORTATION

Please answer the following related to existing and planned transportation improvements.

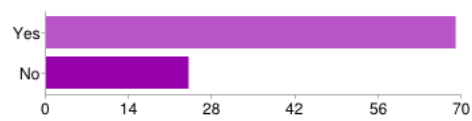
Hobson Street is suited for an alternative to Dewey Street.



Yes	66	68%
No	31	32%

People may select more than one checkbox, so percentages may add up to more than 100%.

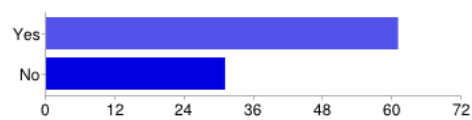
Hobson Street is suited for local business/residential traffic.



Yes	69	74%
No	24	26%

People may select more than one checkbox, so percentages may add up to more than 100%.

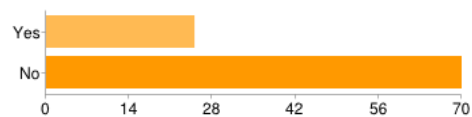
Hobson Street is suited for cross-town traffic.



Yes	61	66%
No	31	34%

People may select more than one checkbox, so percentages may add up to more than 100%.

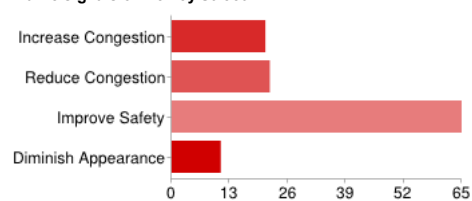
Hobson Street is suited for heavy traffic.



Yes	25	27%
No	70	74%

People may select more than one checkbox, so percentages may add up to more than 100%.

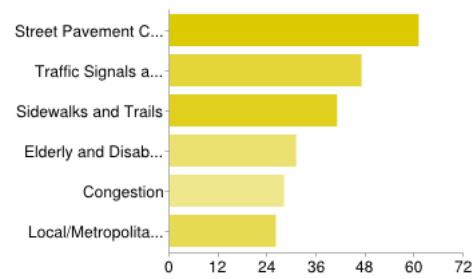
Traffic signals on Dewey Street:



Increase Congestion	21	22%
Reduce Congestion	22	23%
Improve Safety	65	67%
Diminish Appearance	11	11%

People may select more than one checkbox, so percentages may add up to more than 100%.

Which of the following qualify as "priority transportation-related issues" in Sapulpa?

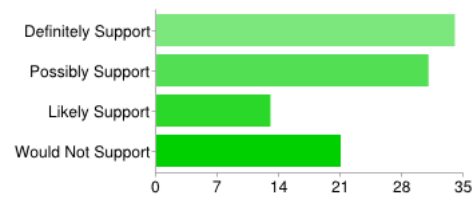


Street Pavement Condition
Traffic Signals and Crosswalks
Sidewalks and Trails
Elderly and Disabled Transportation
Congestion
Local/Metropolitan Bus Service

61 62%
47 48%
41 42%
31 32%
28 29%
26 27%

People may select more than one checkbox, so percentages may add up to more than 100%.

If rail transportation service was available with access to Tulsa, Oklahoma City, and other locations in the metropolitan area how likely would you be to use it?



Definitely Support
Possibly Support
Likely Support
Would Not Support

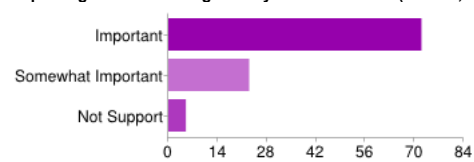
34 34%
31 31%
13 13%
21 21%

People may select more than one checkbox, so percentages may add up to more than 100%.

GROWTH and DEVELOPMENT

Please answer the following related to future growth and development

Improving and maintaining the City's infrastructure (streets, water, sanitary sewer, stormwater, parks/recreation) is:

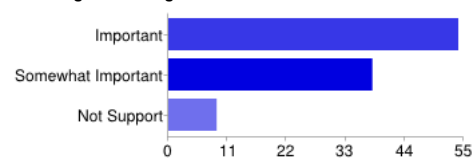


Important
Somewhat Important
Not Support

72 72%
23 23%
5 5%

People may select more than one checkbox, so percentages may add up to more than 100%.

Reducing traffic congestion is:

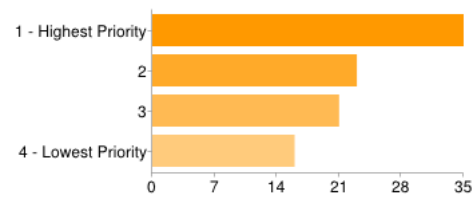


Important
Somewhat Important
Not Support

54 54%
38 38%
9 9%

People may select more than one checkbox, so percentages may add up to more than 100%.

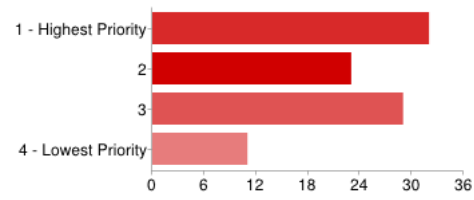
Sapulpa must do the following to improve the appearance of the city: - Improve the appearance of residential neighborhoods.



1 - Highest Priority
2
3
4 - Lowest Priority

35 33%
23 22%
21 20%
16 15%

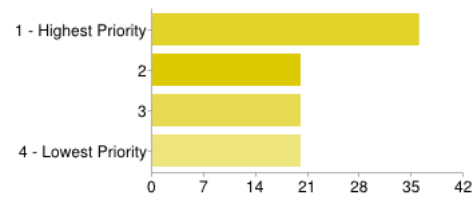
Sapulpa must do the following to improve the appearance of the city: - Improve the appearance of business/commercial properties.



1 - Highest Priority
2
3
4 - Lowest Priority

32 30%
23 22%
29 27%
11 10%

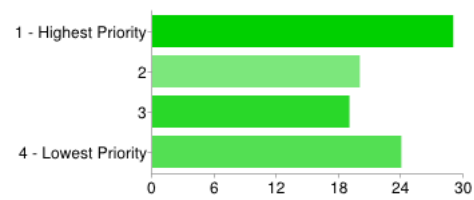
Sapulpa must do the following to improve the appearance of the city: - Preserve the historic appearance/character of the Central Business District.



1 - Highest Priority
2
3
4 - Lowest Priority

36 34%
20 19%
20 19%
20 19%

Sapulpa must do the following to improve the appearance of the city: - Assure the stability and integrity of residential areas.



1 - Highest Priority
2
3
4 - Lowest Priority

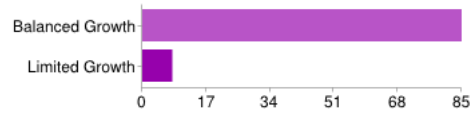
29 27%
20 19%
19 18%
24 23%

Sapulpa should maintain the appearance and atmosphere of a small town through:

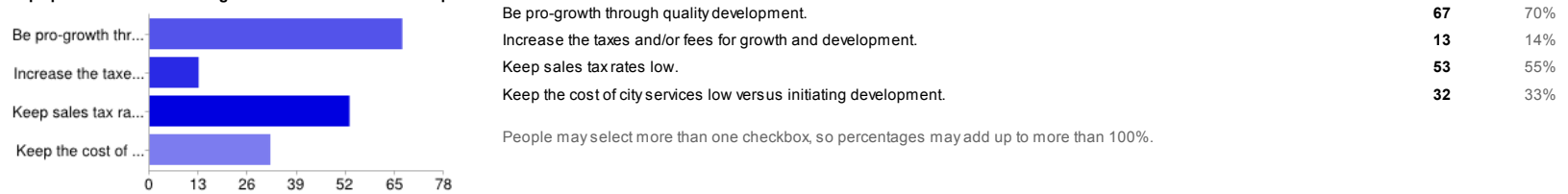
Balanced Growth
Limited Growth

85 92%
8 9%

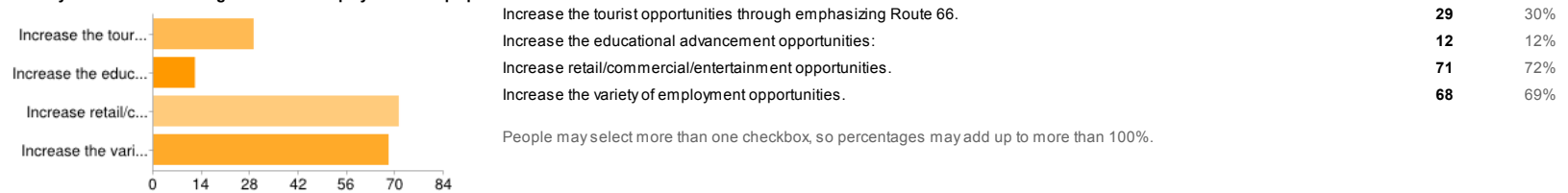
People may select more than one checkbox, so percentages may add up to more than 100%.



Sapulpa must do the following to increase economic development:



The city must do the following to increase employment in Sapulpa:



THANK YOU FOR YOUR PARTICIPATION!

Your input is vital to building a strong Comprehensive Plan for Sapulpa. If you would like to be contacted for additional surveys, receive updates, or be notified of events, please provide your contact information. Your information will not be used for any other purpose

Name	Address	City
Test	RC	Test
Jim Hodges	1609 Valley Rd	Sapulpa
M. Florence	842 N Ross	Sapulpa
Don Diehl	5915 W. Canyon Road	Tulsa
Vicki Cook	302 Hickory Hill Road	sapulpa
dan mathews	1805 E Jackson	sapulpa
p schultz	12345 w 86st so	Sapulpa
Norma Gates	1108 Melinda Road	Sapulpa
Doug	616 N 8th Street	Sapulpa
John Alexander	2 PO Box	Sapulpa
Jim		Sapulpa

Sapulpa sapulpa

State

OK OK OK ok ok Ok Ok
OK ok

OK OK

ZIP code

fun! 74066 74066 74131 74066 74066 74066 74066
74066 74066

74066 74067

Email Address

rclyne@cityofsapulpa.net mflo059@yahoo.com dondiehl@sbcglobal.net Jdorcocook@sbcglobal.net dmathews1@hotmail.com scissortailpark@cox.net nngates@att.net Dredding@cox.net
cboyne@email.com Johnw-alexander@yahoo ...

OTHER COMMENTS

test microphone check Soften the concrete embankment on SH 117/ Pole Cat Creek Row w/trees; Appearance. Repair curb returns at Mission/Taft Intsect.. Move the 4-way stop light 1 block south of the post office on Main Street. Cut/clear away over growth in creek banks or drainage channels along SH 117/Taft at R/R crossings, parks, golf course, Wal-mart, etc. etc. New left turn lanes at Line St/ Mission. It costs more to go to the movie theater in Sapulpa than @ Riverwalk. There is no grocery store on North side of town. Moved here from Oklahoma City and felt like in twilight zone. Expensive tr ...

Number of daily responses

